



YANMAR

MINI EXCAVATOR

SV08



Operating weight	1035 kg
Engine	2TE67L-BV3
Tear-out force	5,9 kN
Breakout force	10 kN

Here's the shape for efficient work in confined spaces



COMPACTNESS

With its extendable undercarriage, the SV08-1AS is a tenacious excavator for narrow working area such as housing foundations, indoor renovation, pipe laying and landscaping.



BEST COMPONENTS

Developed with components of high-quality reputation, designed and built for machine performance and durability.



ERGONOMY

Easy access to control levers and simple use. Access to operator seat is possible from both sides of the machine.



SERVICEABILITY

A wide engine hood opening and removable side frame covers, provide convenient accessibility for easy maintenance.



PERFORMANCE

The selection of high-quality powerline components drives excellent performance. Exceptional productivity is reached through the optimal combination of excavation forces and work cycles.




COMPACTNESS

A WHOLE NEW CLASS OF SLIM AND COMPACT CONVENIENCE


- + With the undercarriage completely extended, the machine overhang is only 305 mm.
- + Minimum front swing radius, with boom swing, is 985 mm.
- + Rear swing radius is only 725 mm.
- + Overall machine width, with retracted undercarriage, reduced to 680 mm.

ADVANTAGES FOR THE OPERATORS

- + Easy access in narrow areas.
- + Possibility to drive through doorways.
- + Perfectly adapted for houses & residential buildings renovation works.



Retracted undercarriage 680 mm - Best manoeuvrability



Extended undercarriage 840 mm - Increased stability

EXTENDABLE UNDERCARRIAGE OF UNIQUE CONCEPTION

- + The reduced clearance between sliding parts: no accumulation of soil and debris during the undercarriage extension.
- + Reliable robustness and durability.
- + The extendable undercarriage and good weight distribution provide exceptional stability to the SV08-1AS.

SIMPLE FOLDING EXTENDABLE BLADE


The hinged blade extensions are permanently fixed to the blade. No tools are necessary to quickly change the width of the blade. No risk to lose the blade extensions.



DESIGN

The many easy to use features include the comfortable seat with retractable seatbelt, sensitive lever controls, a footrest, and uncomplicated lever arrangement.

- + Separate pedals for the 3rd hydraulic circuit (PTO) and boom swing.
- + Both pedals can be folded sideways to leave more foot space available to the operator.
- + Complete monitor with safety alarm.
- + Access to operating area from both sides of the machine.



PERFORMANCE

ENGINE

The SV08-1AS is equipped with a Yanmar diesel engine 2TE67L-BV3 which delivers a power of 7,5 kW and a maximum torque of 31.5 Nm. This engine is very quiet and has excellent exhaust emission performances.

HYDRAULICS

The SV08 hydraulic system is powered by a double gear pump, delivering 2 x 9.8 l/min. under high working pressure of 185 bars, enhancing machine's productivity and speed in working motion.

- + Dual-action auxiliary hydraulic circuit (PTO1) to operate various accessories (swivelling ditch cleaning buckets...).
- + Pedal lock for use with manual hydraulic tools.

STABILITY

The SV08-1AS has an operating weight of 1035 kg and an undercarriage length of 1220 mm. It provides great stability even with heavy loads or attachments which is important for key applications for this type of mini-excavators, such as demolition.

- + Upper frame manufactured from a single casting providing improved stability and longer durability.
- + Double lateral roller supports: less track wear and better stability.
- + External flange to reduce vibrations while travelling.



RELIABILITY

The SV08-1AS benefits from robust protective devices which enhance its durability and Total Cost of Ownership :

- + Centralized routing of flexible hoses to eliminate twisting problems.
- + Flexible hoses protected by external covers.
- + Hydraulic hoses to the swing motors protected by steel sheaths.
- + Hydraulic hoses are routed under the cylinders for protection from accidental damage.
- + Protection of the boom and blade cylinder rods.
- + Wide counterweight to protect the rear upper frame of the machine.



SAFETY

The SV08-1AS is fitted in standard with a ROPS protective frame which can be folded rearwards to facilitate travel.

- + Hook on the boom to lift the machine from one single point only.
- + Safety lever to lock the 4 main functions of the machine and safely access/leave the operating seat.
- + Safety bar in front of the main control console of the machine.

SERVICEABILITY

EASY ACCESS

A large tilting engine bonnet allows direct access to main components. The left side steel protection, easily removable, gives access to the filter.

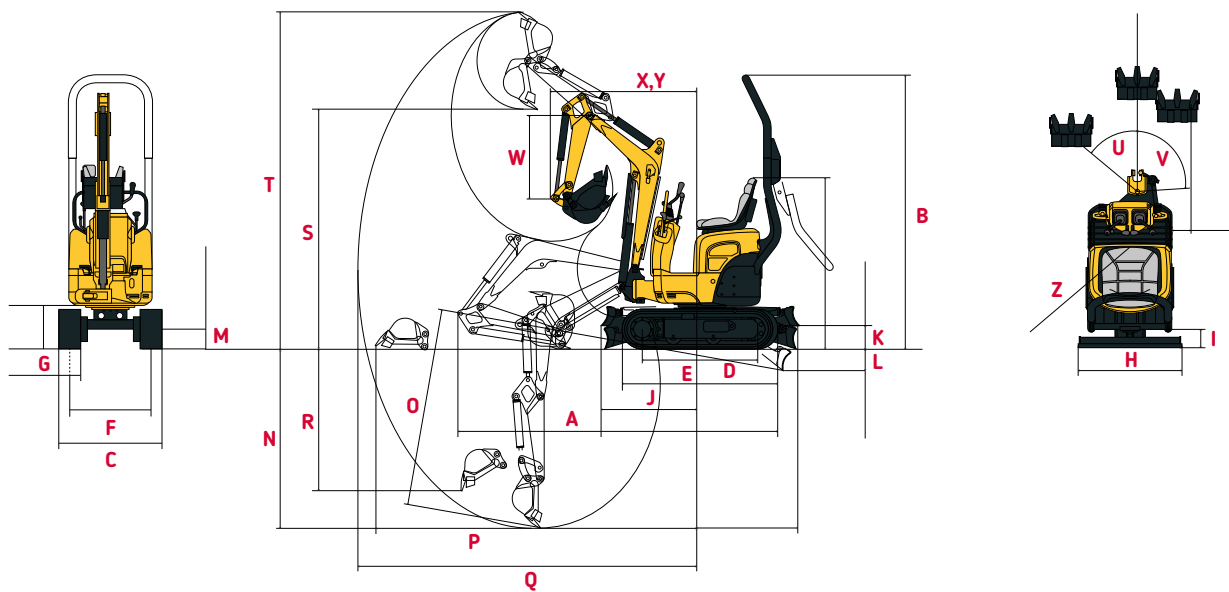
BEST COMPONENTS

All SV08-1AS components are designed to optimize reliability, durability and performance in demanding applications, with positive impact on TCO.



DIMENSIONS

A Overall length	2600 mm	H Overall blade width	680 - 840 mm*
B Overall height	2200 mm	I Overall blade height	165 mm
C Overall width	680 - 840 mm*	J Blade distance	820 mm
D Length of track on ground	900 mm	K Max. blade height above the ground	160 mm
E Undercarriage length	1220 mm	L Max. lowering blade depth	210 mm
F Lane	500 - 660 mm*	M Minimum ground clearance	130 mm
G Track width	180 mm		



N Max. digging depth - Blade lifted	1460 mm	U Boom swinging base to left	45°
O Max. digging depth - Blade lowered	1570 mm	V Boom swinging base to right	85°
P Max. digging reach on ground	2730 mm	W Arm length	670 mm
Q Max. digging reach	2830 mm	X Minimum front swing radius	1210 mm
R Max vertical wall	1160 mm	Y Minimum front swing radius with boom swing	985 mm
S Max. dumping height	1940 mm	Z Rear swing radius	725 mm
T Max. cutting height	2730 mm		

*Undercarriage retracted - extended. Subject to any technical modifications. Dimensions given in mm with standard Yanmar bucket.

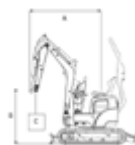
LIFTING FORCE



Tipping load, rating over front



Tipping load, rating over side 90°



Machine with rubber crawlers,
bucket of 16.5 kg (350 mm)
A: Overhang from rotational axis (m).
B: Height of hooking point (m).

C: Safe working load (kg).
N: Retracted undercarriage.
W: Extended undercarriage.

Blade down												Blade up													
A	Maxi			2,0m			1,5m			Mini			A	Maxi			2,0m			1,5m			Mini		
B	N	W		N	W		N	W		N	W		B	N	W		N	W		N	W		N	W	
2,0	120	160	*220	-	-	-	-	-	-	-	-	-	2,0	120	160	190	-	-	-	-	-	-	-	-	-
1,5	90	120	*220	100	140	*220	160	220	*270	-	-	-	1,5	90	130	150	100	140	190	160	200	*240	-	-	-
1,0	80	110	*230	100	150	*260	160	200	*350	200	270	*490	1,0	80	110	130	100	140	170	150	210	250	190	280	340
0,5	80	110	*240	100	130	*300	150	200	*470	180	240	*590	0,5	70	110	130	100	170	170	140	200	250	170	230	310
0	80	110	*240	100	130	*320	160	200	*480	180	250	*630	0	80	110	120	90	140	170	140	190	230	160	240	310
-0,5	100	130	*260	100	130	*380	140	200	*430	-	-	-	-0,5	90	130	160	90	130	170	140	200	250	-	-	-
-1,0	170	*230	*230	-	-	-	-	-	-	-	-	-	-1,0	150	*210	*230	-	-	-	-	-	-	-	-	-

TECHNICAL SPECIFICATIONS

[WEIGHT +/- 2% (EN STANDARD)]

	Weight	Ground pressure
Operating weight (rubber crawlers)	1035 kg	0,28 kg/cm ²
Transport weight (rubber crawlers)	960 kg	0,26 kg/cm ²

[MOTOR]

Type	2TE67L-BV3
Fuel	Diesel
Net power	7,5 kW / 10,1 HP / 2 400 rpm
Gross power	7,7 kW / 2 400 rpm
Displacement	507 cm ³
Maximum torque	31,5 N.m. / 2 000 rpm
Cooling	Liquid
Starter	12 V - 1,2 kW
Battery	12 V - 30 Ah
Alternator	12 V - 14 A

[HYDRAULIC SYSTEM]

Maximum pressure	185 bar
1 double gear pump	2 x 9,8 l/min

PTO	Theoretical data at 2400 rpm	
	Pressure (bar)	Oil flow (l.min-1)
2 ways	0 - 185	19,5 - 17,5
1 way	0 - 185	19,5 - 17,5



Oil flow decreases as the pressure increases

[PERFORMANCE]

Travel speed (Low/High)	1,8 - 3,7 km/h
Rotation speed	8,4 rpm
Tear-out force	5,9 kN
Breakout force	10 kN
Grade ability	30°
Noise level (2000/14/CE & 2005/88/CE)	91 dBA

[UNDERCARRIAGE]

Number of top rollers	1
Number of bottom rollers	2

[CAPACITIES]

Fuel tank	9,7 l
Coolant	2 l
Engine oil	1,7 l
Hydraulic circuit	10,7 l
Hydraulic tank	5,7 l

MAINTENANCE FREQUENCY

[Change engine oil and filter: 500 h (1st) / 500 h] [Change fuel filter: 250 h] [Change hydraulic oil return filter: 50 h (1st) / 500 h]
[Change hydraulic oil filter: 1000 h] [Change cooling fluid: 2000 h]



YANMAR



Yanmar Compact Equipment Europe
25, rue de la Tambourine, 52100 SAINT-DIZIER
France

ycee-contact@yanmar.com

www.yanmarconstruction.eu

Printed in France - Materials and specifications are subject to change from the manufacturer without notice - Please contact your local Yanmar Compact Equipment Europe dealer for further information.

GB_SV08-1AS_1119